

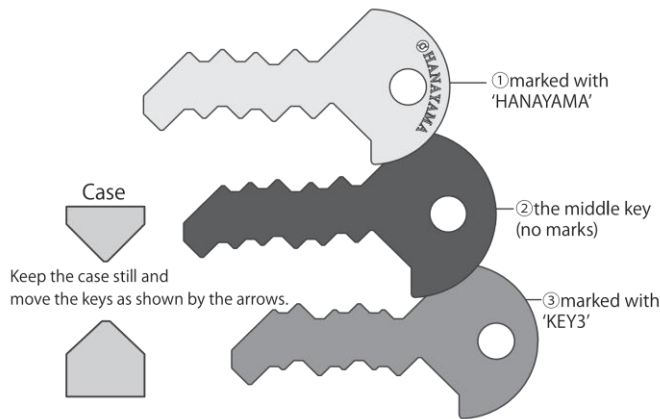
HUZZLE Cast Key III

www.logicagiochi.com
www.logicagiochi.it
www.logicapuzzles.co.uk
www.logicajeux.fr
www.logicaspiele.de
www.logicajuegos.es
www.logica-golovolomki.ru



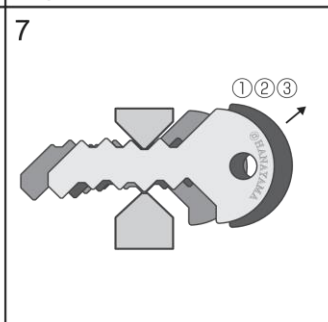
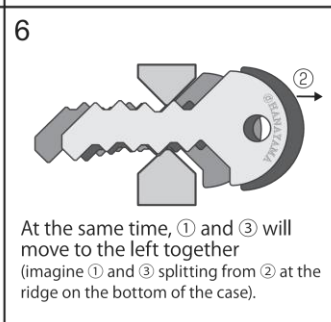
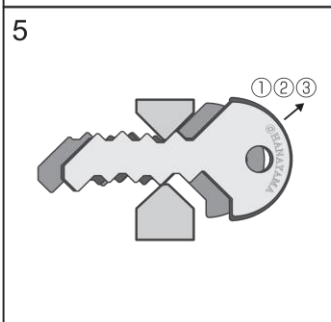
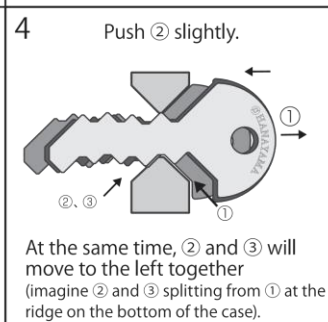
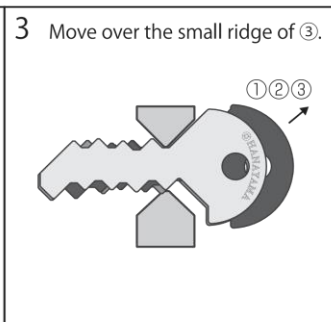
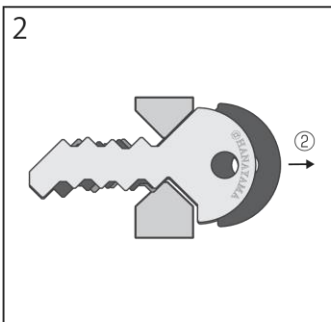
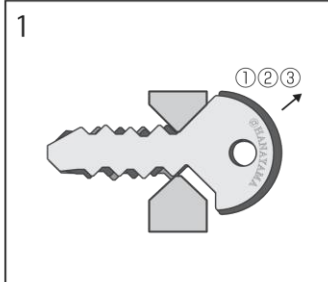
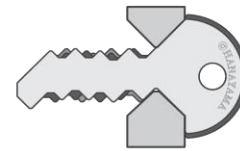
CHALLENGE: Disassemble and Reassemble the Puzzle
 Manufacturer: Hanayama / Huzzle
 Difficulty: 6/6 EXPERT

In this guide, we'll refer to the three keys as ①, ②, and ③.



(Please carefully compare the images before and after each steps)

0 Starting Position

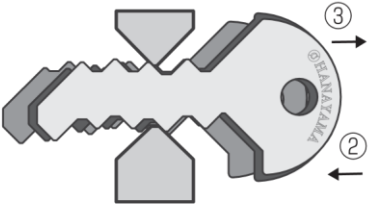
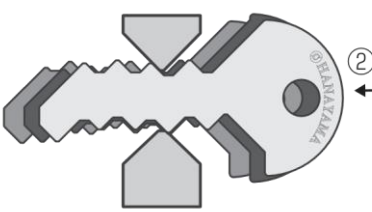
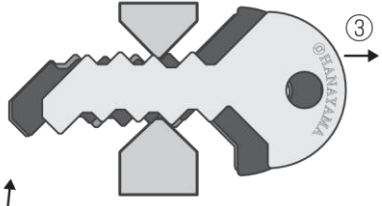
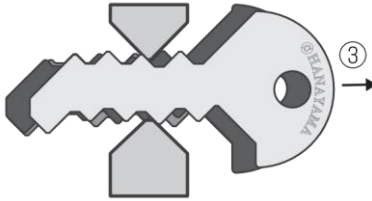
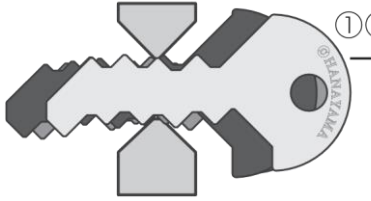
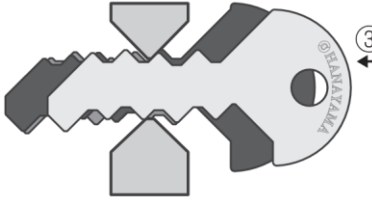


HUZZLE Cast Key III

www.logicagiochi.com
www.logicagiochi.it
www.logicapuzzles.co.uk
www.logicajeux.fr
www.logicaspiele.de
www.logicajuegos.es
www.logica-golovolomki.ru



CHALLENGE: Disassemble and Reassemble the Puzzle
 Manufacturer: Hanayama / Huzzle
 Difficulty: 6/6 EXPERT

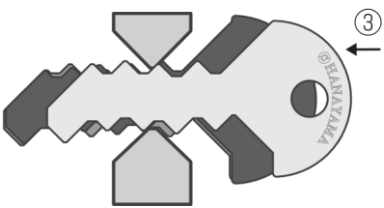
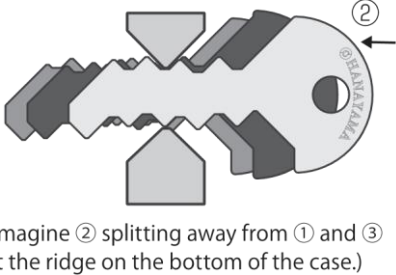
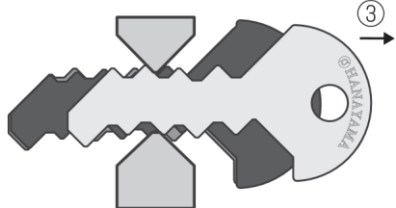
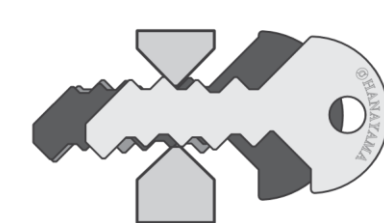
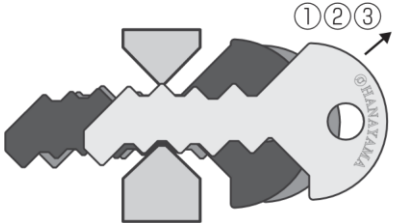
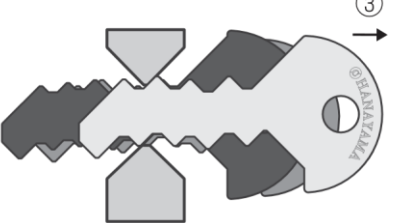
<p>8 Move ③ to the right while simultaneously moving ② to the left</p>  <p>(imagine ② splitting from ① and ③ at the ridge on the bottom of the case)</p>	<p>9 At the same time, ① and ③ will move to the right together</p>  <p>(imagine ② splitting from ① and ③ at the ridge on the bottom of the case)</p>	<p>10 (It's easier if you lift it up.)</p>  <p>② and ③ overlap.</p>
<p>11 Pass over the small ridge of ③.</p>  <p>At the same time, ② moves to the left, and ① moves to the right together.</p>	<p>12</p>  <p>③ moves to the left together.</p>	<p>13</p>  <p>At the same time, ① and ③ move to the right together.</p>

HUZZLE Cast Key III



www.logicagiochi.com
www.logicagiochi.it
www.logicapuzzles.co.uk
www.logicajeux.fr
www.logicaspiele.de
www.logicajuegos.es
www.logica-golovolomki.ru

CHALLENGE: Disassemble and Reassemble the Puzzle
 Manufacturer: Hanayama / Huzzle
 Difficulty: 6/6 EXPERT

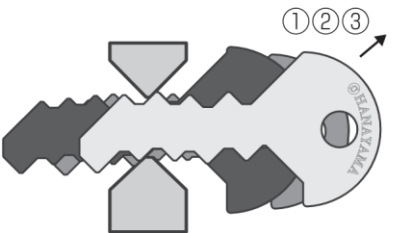
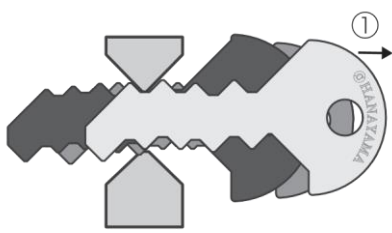
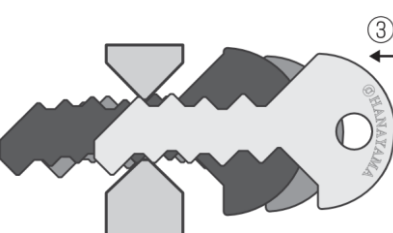
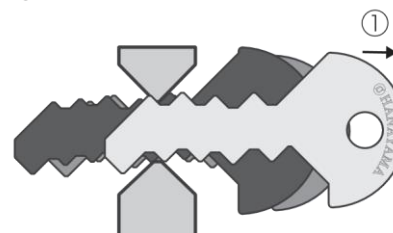
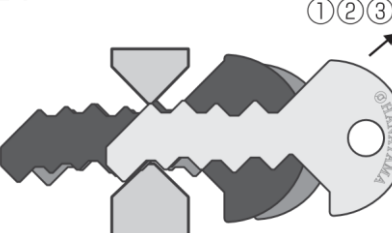
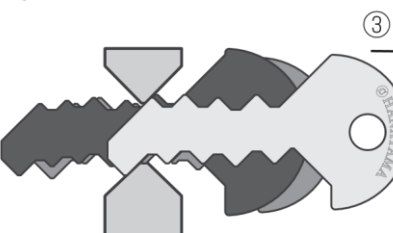
<p>14</p> 	<p>15 At the same time, ① and ③ move to the right together.</p>  <p>(Imagine ② splitting away from ① and ③ at the ridge on the bottom of the case.)</p>	<p>16 Pass over the small ridge of ③.</p> 
<p>17 ① and ③ move to the right together.</p>  <p>(Imagine ② splitting away from ① and ③ at the ridge on the bottom of the case.)</p>	<p>18</p> 	<p>19</p> 

HUZZLE Cast Key III

www.logicagiochi.com
www.logicagiochi.it
www.logicapuzzles.co.uk
www.logicajeux.fr
www.logicaspiele.de
www.logicajuegos.es
www.logica-golovolomki.ru



CHALLENGE: Disassemble and Reassemble the Puzzle
 Manufacturer: Hanayama / Huzzle
 Difficulty: 6/6 EXPERT

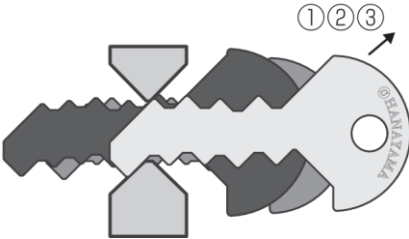
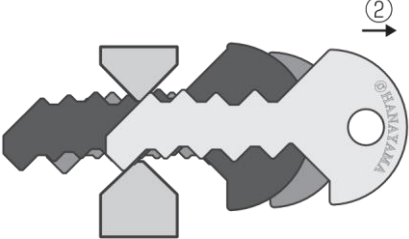
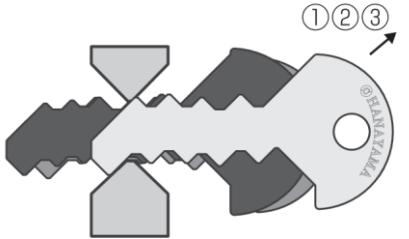
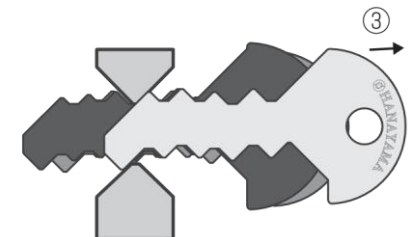
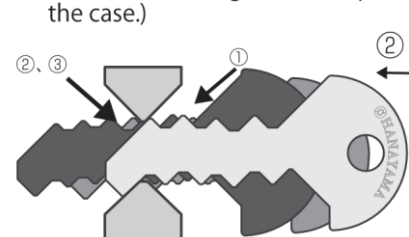
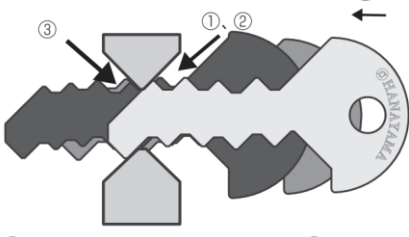
<p>20</p> 	<p>21</p> <p>② and ③ move to the left together.</p>  <p>(Imagine ② and ③ splitting away from ① at the ridge on the bottom of the case.)</p>	<p>22</p> 
<p>23</p>  <p>② and ③ move to the left together. (Imagine ② and ③ splitting away from ① at the ridge on the bottom of the case.)</p>	<p>24</p> 	<p>25</p>  <p>① and ② move slightly to the left together. (Imagine ① and ② splitting away from ③ at the ridge on the bottom of the case.)</p>

HUZZLE Cast Key III

www.logicagiochi.com
www.logicagiochi.it
www.logicapuzzles.co.uk
www.logicajeux.fr
www.logicaspiele.de
www.logicajuegos.es
www.logica-golovolomki.ru



CHALLENGE: Disassemble and Reassemble the Puzzle
 Manufacturer: Hanayama / Huzzle
 Difficulty: 6/6 EXPERT

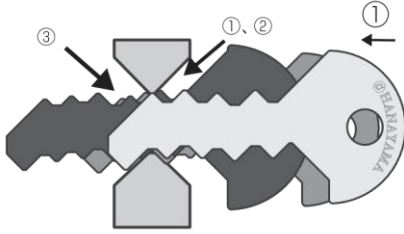
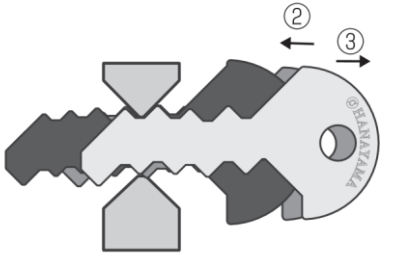
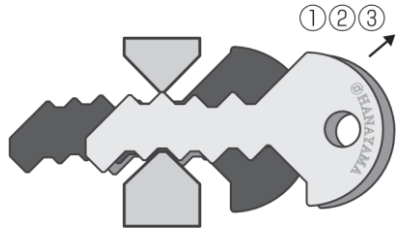
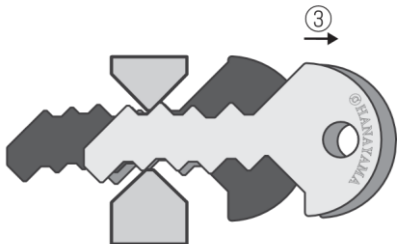
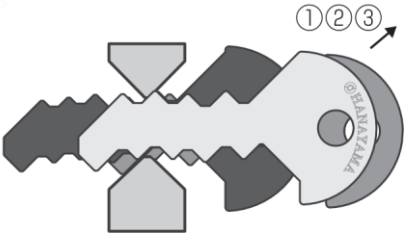
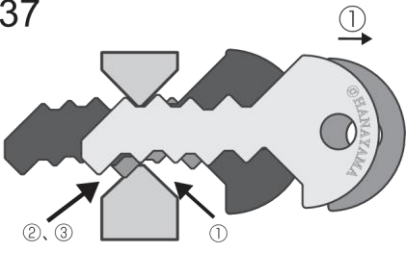
<p>26</p> 	<p>27</p>  <p>① and ③ move to the left together. (Imagine ① and ③ splitting away from ② at the ridge on the bottom of the case.)</p>	<p>28</p> 
<p>29</p>  <p>② and ① move to the left together. (Imagine ① and ② splitting away from ③ at the ridge on the bottom of the case.)</p>	<p>30 (Imagine ② and ③ splitting away from ① at the ridge on the top of the case.)</p>  <p>① moves to the right while ③ moves to the left together.</p>	<p>31</p>  <p>① moves to the left while ③ moves to the right together. (Imagine ③ splitting away from ① and ② at the ridge on the top of the case.)</p>

HUZZLE Cast Key III



www.logicagiochi.com
www.logicagiochi.it
www.logicapuzzles.co.uk
www.logicajeux.fr
www.logicaspiele.de
www.logicajuegos.es
www.logica-golovolomki.ru

CHALLENGE: Disassemble and Reassemble the Puzzle
 Manufacturer: Hanayama / Huzzle
 Difficulty: 6/6 EXPERT

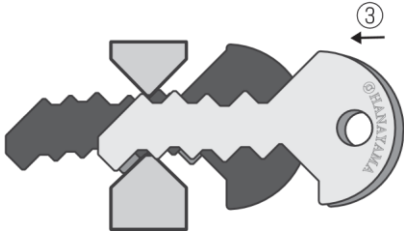
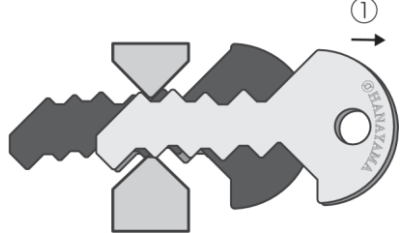
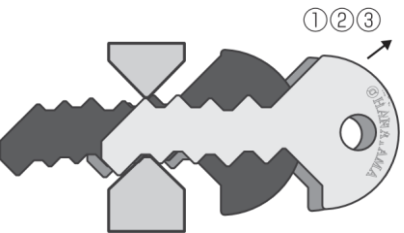
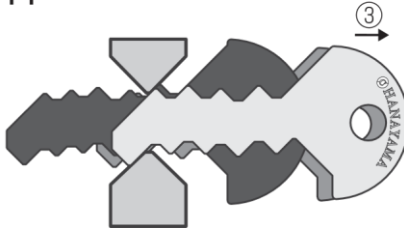
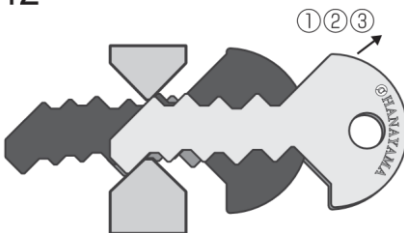
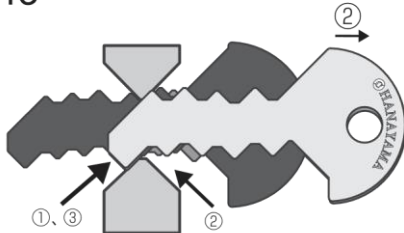
<p>32</p>  <p>② moves to the right while ③ moves to the left. (Imagine ③ splitting away from ① and ② at the ridge on the top of the case.)</p>	<p>33</p>  <p>At the same time, ① moves to the left.</p>	<p>34</p> 
<p>35</p>  <p>At the same time, ① and ② move to the left.</p>	<p>36</p> 	<p>37</p>  <p>At the same time, ② and ③ move to the left. (Imagine ② and ③ splitting away from ① at the ridge on the bottom of the case.)</p>

HUZZLE Cast Key III

www.logicagiochi.com
www.logicagiochi.it
www.logicapuzzles.co.uk
www.logicajeux.fr
www.logicaspiele.de
www.logicajuegos.es
www.logica-golovolomki.ru



CHALLENGE: Disassemble and Reassemble the Puzzle
 Manufacturer: Hanayama / Huzzle
 Difficulty: 6/6 EXPERT

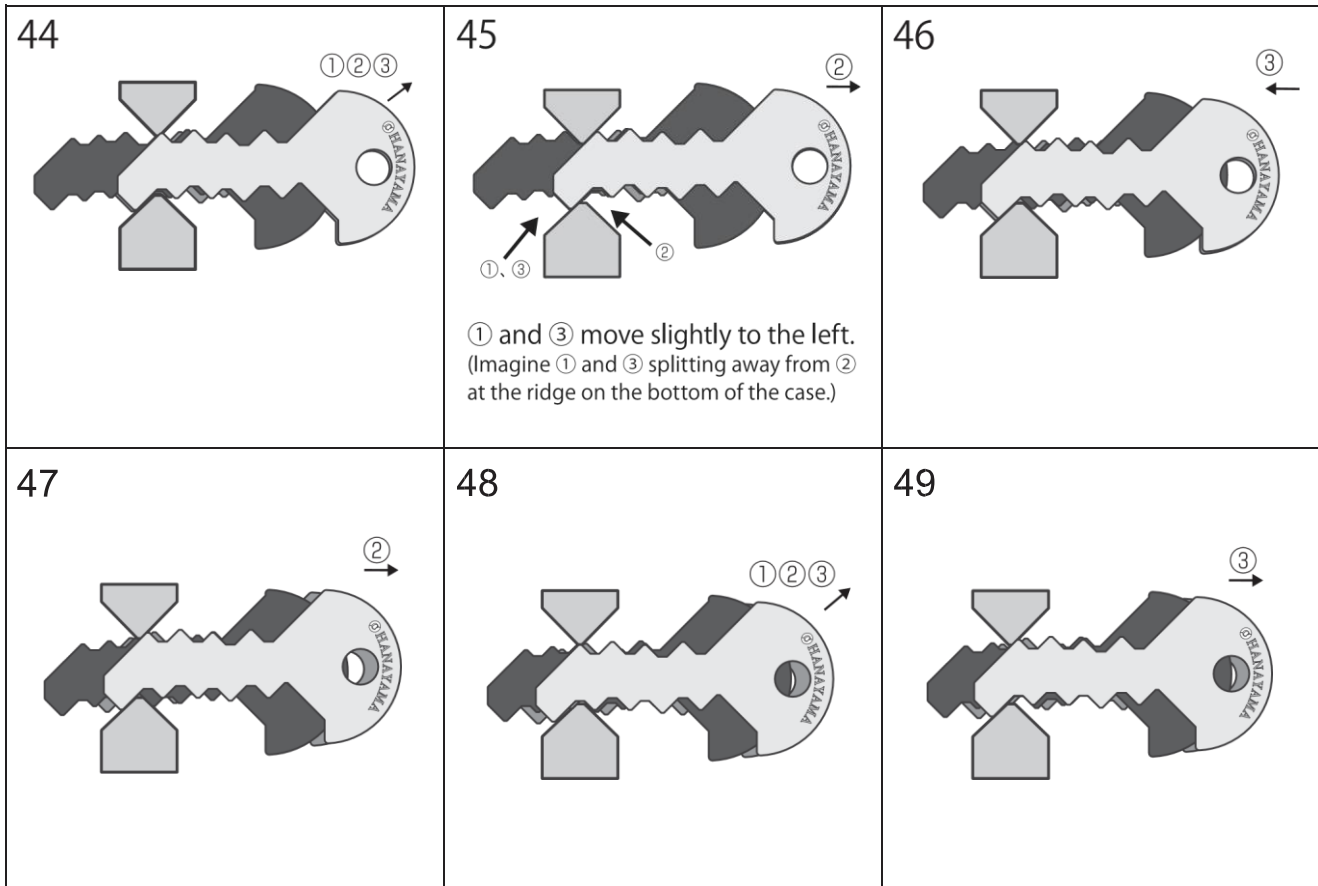
<p>38</p> 	<p>39</p> 	<p>40</p> 
<p>41</p> 	<p>42</p> 	<p>43</p>  <p> ① and ③ move slightly to the left. (Imagine ① and ③ splitting away from ② at the ridge on the bottom of the case.) </p>

HUZZLE Cast Key III

www.logicagiochi.com
www.logicagiochi.it
www.logicapuzzles.co.uk
www.logicajeux.fr
www.logicaspiele.de
www.logicajuegos.es
www.logica-golovolomki.ru



CHALLENGE: Disassemble and Reassemble the Puzzle
 Manufacturer: Hanayama / Huzzle
 Difficulty: 6/6 EXPERT



HUZZLE Cast Key III

www.logicagiochi.com
www.logicagiochi.it
www.logicapuzzles.co.uk
www.logicajeux.fr
www.logicaspiele.de
www.logicajuegos.es
www.logica-golovolomki.ru



CHALLENGE: Disassemble and Reassemble the Puzzle
 Manufacturer: Hanayama / Huzzle
 Difficulty: 6/6 EXPERT

